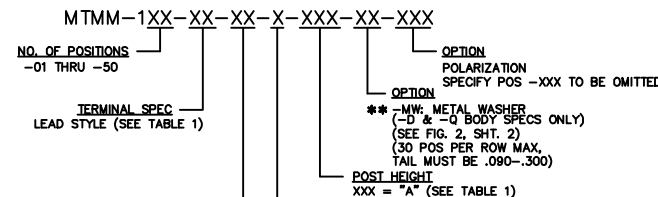
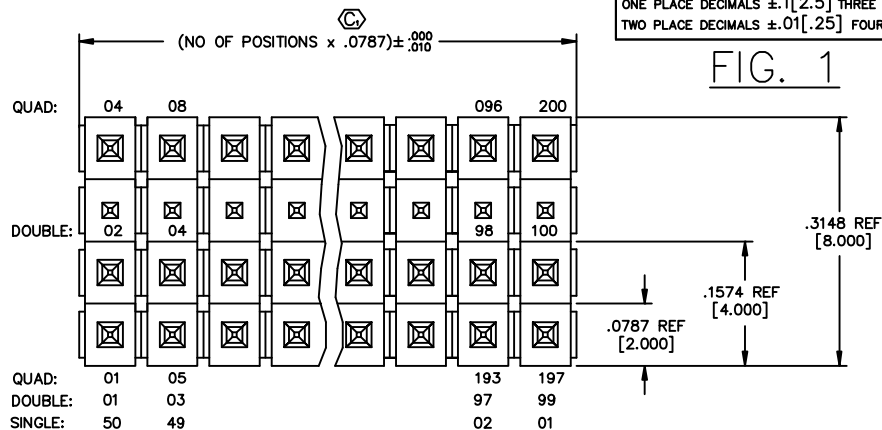


UNLESS OTHERWISE NOTED TOLERANCES ARE:  
 DIMENSIONS ARE IN INCHES  
 ONE PLACE DECIMALS ±.1[2.5] THREE PLACE DECIMALS ± .005 [.13]  
 TWO PLACE DECIMALS ±.01[.25] FOUR PLACE DECIMALS ±.0020[.05]  
 ANGLES ± 2°

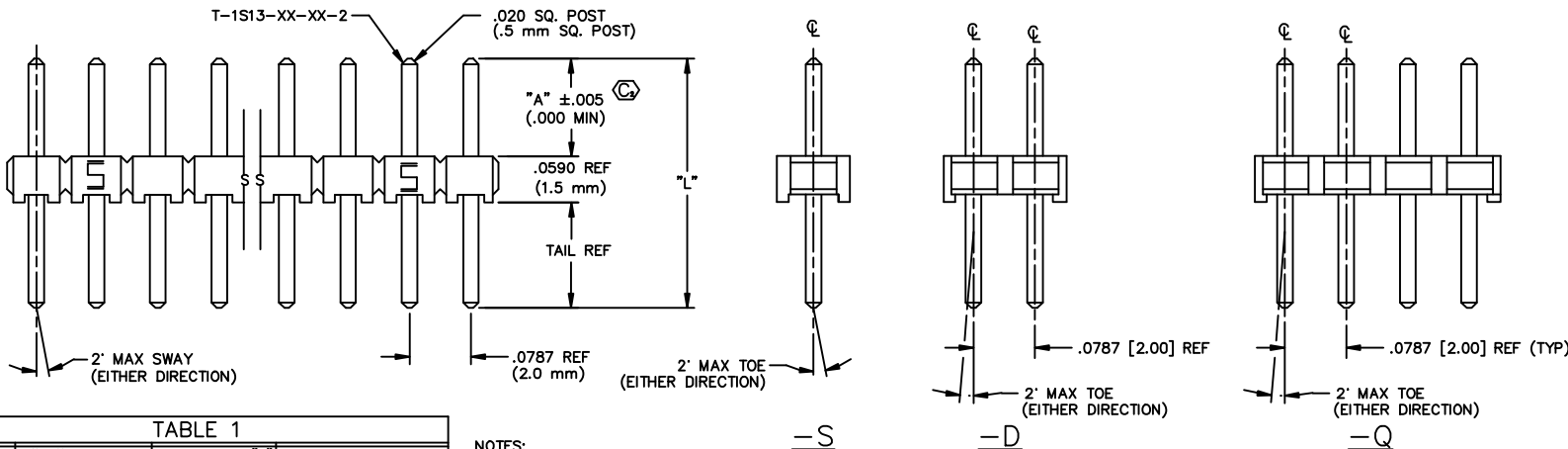
TITLE: 2mm  
 TERMINAL STRIP  
 ASSEMBLY

DWG NO: MTMM-1XX-XX-XX-X-XXX-XX-XXX  
 SHEET 1 OF 2



- PLATING SPECIFICATION  
 -G: GOLD (USE T-1S13-XX-G-2)  
 -T: TIN (USE T-1S13-XX-T-2)  
 -S: HEAVY SELECTIVE GOLD (USE T-1S13-XX-S-2)  
 -L: LIGHT SELECTIVE GOLD (USE T-1S13-XX-L-2)  
 -F: FLASH SELECTIVE GOLD (USE T-1S13-XX-F-2)  
 -H: HEAVY GOLD (USE T-1S13-XX-H-2)  
 -SM: HEAVY GOLD SELECTIVE, MATTE TIN TAIL (USE T-1S13-XX-S-2)  
 -TM: MATTE TIN (USE T-1S13-XX-T-2)  
 -LM: LIGHT GOLD SELECTIVE, MATTE TIN TAIL (USE T-1S13-XX-L-2)  
 -FM: FLASH GOLD SELECTIVE, MATTE TIN TAIL (USE T-1S13-XX-F-2)
- BODY SPECIFICATION  
 -S: SINGLE (TMM-50-S)  
 -D: DOUBLE (TMM-50-D)  
 -Q: QUAD (TMM-50-Q)

**\*\* - MW OPTION, DO NOT DESIGN IN. SAMTEC WILL ONLY SUPPORT EXISTING BUSINESS 2/08/02.**



LEAD STYLE	"A" MAX.	PIN LENGTH	"L"	TERMINAL	
-02	.1960	4.98	.255	6.48	T-1S13-04-XX-2
-03	.2430	6.17	.302	7.67	T-1S13-07-XX-2
-04	.2640	6.71	.323	8.20	T-1S13-20-XX-2
-05	.3180	8.08	.377	9.58	T-1S13-02-XX-2
-06	.3380	8.59	.397	10.08	T-1S13-05-XX-2
-07	.3970	10.08	.456	11.58	T-1S13-13-XX-2
-08	.4170	10.59	.476	12.09	T-1S13-08-XX-2
-09	.4760	12.09	.535	13.59	T-1S13-03-XX-2
-10	.4960	12.60	.555	14.10	T-1S13-06-XX-2
-11	.5350	13.59	.594	15.09	T-1S13-09-XX-2
-12	.5550	14.10	.614	15.60	T-1S13-14-XX-2
-13	.6140	15.60	.673	17.09	T-1S13-10-XX-2
-14	.6920	17.58	.751	19.07	T-1S13-11-XX-2
-15	.7710	19.58	.830	21.08	T-1S13-12-XX-2

- NOTES:  
 1. MAX ALLOWABLE BOW: .005 IN/IN AFTER ASSEMBLY.  
 2. MAX PIN ROTATION IN BODY: 2°  
 3. PUSHOUT FORCE SHALL BE 1 lb MIN.  
 4. Ⓢ REPRESENTS A CRITICAL DIMENSION FOR STATISTICAL PROCESS CONTROL USE.  
 5. NOTE DELETED  
 6. CUT PARTS WITH METAL WASHERS TOWARD OPERATOR ALLOWING FLASH TO BE ON POST AWAY FROM CRITICAL AREA (METAL WASHERS).  
 7. ORIENTATE PINS TO LIMIT BANDOLIER MARKS FROM SHOWING IN THE POST AREA. (SEE TABLE 3)

**PROPRIETARY NOTE**  
 THIS DOCUMENT CONTAINS INFORMATION CONFIDENTIAL AND PROPRIETARY TO SAMTEC INC. AND SHALL NOT BE REPRODUCED OR TRANSFERRED TO OTHER DOCUMENTS OR DISCLOSED TO OTHERS OR USED FOR ANY PURPOSE OTHER THAN THAT FOR WHICH IT WAS OBTAINED WITHOUT THE EXPRESSED WRITTEN CONSENT OF SAMTEC INC.

"A" MAX = "L" - .059 (BODY) TAIL CAN BE .000

MATERIAL:  
 BODIES:  
 LCP  
 COLOR: BLACK  
 TERMINALS:  
 PHOSPHOR BRONZE

PLOT SCALE 1=125/ DIMSCALE: 1=100

EXISPROD\ASSEMBLY\2MM  
 MTMM-ASM  
**samtec**

520 PARK EAST BLVD. NEW ALBANY, INDIANA 47150  
 PHONE (812) 944-6733 P.O. BOX 1147  
 CODE 55322

MADE BY: REIDINGER 12-1-93

MTMM-1XX-XX-XX-X-XXX-XX-XXX  
 SHEET 1 OF 2

REV. AC

FIG. 2

DO NOT SCALE FROM THIS PRINT.

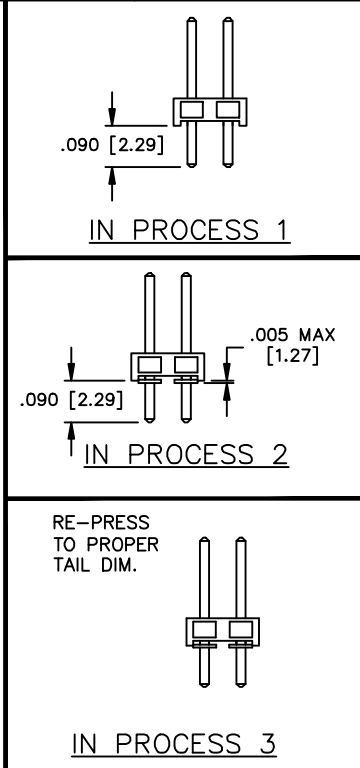
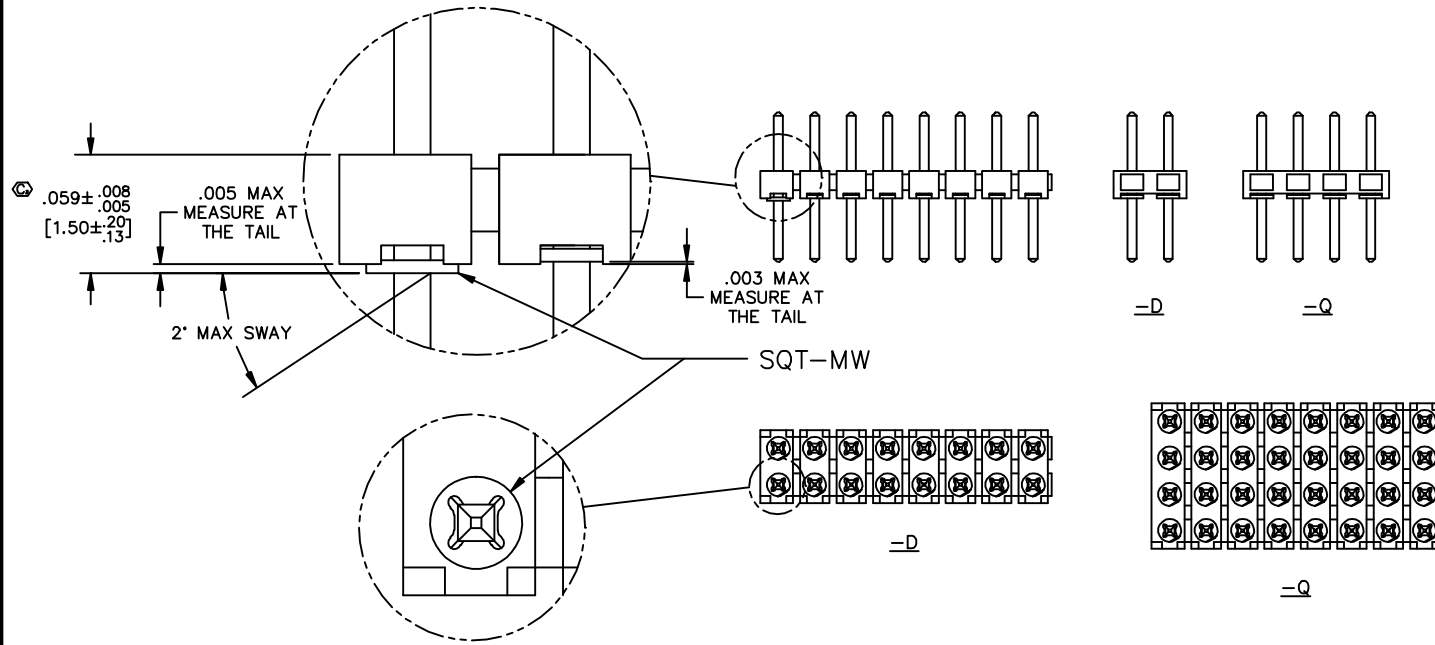
\*\* -MW: METAL WASHER (ONE PER POSITION)  
(-D & -Q BODY SPECS ONLY)  
(SEE NOTE 6 ON SHEET 1)

\*\* - MW OPTION, DO NOT DESIGN IN. SAMTEC WILL ONLY SUPPORT EXISTING BUSINESS 2/08/02.

DIMENSIONS ARE IN INCHES		TOLERANCES ARE:	
ONE PLACE DECIMALS ±.1[2.5]	THREE PLACE DECIMALS ± .005 [.13]	ANGLES	± 2°
TWO PLACE DECIMALS ±.01[.25]	FOUR PLACE DECIMALS ±.0020[.05]		

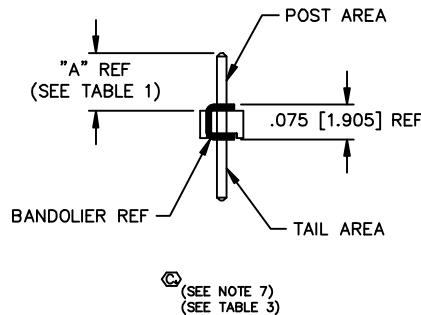
TITLE: 2mm  
TERMINAL STRIP  
ASSEMBLY

DWG NO: MTMM-1XX-XX-XX-X-XXX-XX-XXX  
SHEET 2 OF 2



IN PROCESS 4  
-T PLATING ONLY

LEAD STYLE	MAX NUMBER OF BAND MARKS ALLOWED IN THE POST AREA			
	PIN A	PIN B	PIN C	PIN D
-02	1	1	1	1
-03	2	2	2	2
-04	2	2	2	2
-05	2	2	2	2
-06	2	2	2	2
-07	2	2	2	2
-08	2	2	2	2
-09	2	2	2	2
-10	2	2	2	2
-11	2	2	2	2
-12	2	2	2	2
*-13	2	2	2	2
*-14	2	2	2	2
-15	2	2	2	2



\* PINS TO BE FLIPPED OPPOSITE OF SELECTIVE PLATING BEFORE BEING INSERTED

BODY SPECIFICATION	LEAD STYLE	PKG TUBE	TUBE PLUG
-D	-02, -03, -04, -05, -06	PT-1-24-02-17	TP-24
	-07, -08, -09, -10	PT-1-24-03-75	TP-03
	-11, 12, 13, -14	PT-1-24-02-48	TP-03
	-15	PT-1-24-02-47	TP-03
-Q	-02, -03, -04, -05, -06	PT-1-24-02-17	TP-03
	-07, -08, -09	PT-1-24-01-40	TP-24
	-10, -11	PT-1-24-02-29	TP-24
	-12, -13, -14, -15	PT-1-24-02-51	TP-07

**PROPRIETARY NOTE**  
THIS DOCUMENT CONTAINS INFORMATION CONFIDENTIAL AND PROPRIETARY TO SAMTEC INC. AND SHALL NOT BE REPRODUCED OR TRANSMITTED TO OTHER DOCUMENTS OR DISCLOSED TO OTHERS OR USED FOR ANY PURPOSE OTHER THAN THAT FOR WHICH IT WAS OBTAINED WITHOUT THE EXPRESSED WRITTEN CONSENT OF SAMTEC INC.

**samtec**

EXISPROD\ASSEMBLY\2MM  
MTMMASM2

520 PARK EAST BLVD. NEW ALBANY, INDIANA 47150  
PHONE (812) 944-6733 P.O. BOX 1147  
CODE 55322

MADE BY: M. CARTER 7-10-98

MTMM-1XX-XX-XX-X-XXX-XX-XXX  
SHEET 2 OF 2

PLOT SCALE 1=2